

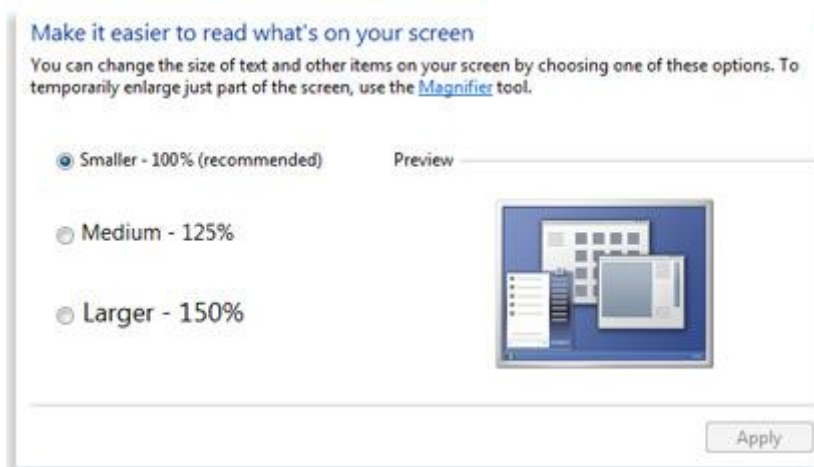


Frequently Asked Questions

- **Why cannot my laptop/PC display the interface of ALICE software normally?**

Windows provides a customized function to change the sizes of text and items on your screen without changing your screen resolution. However, if the sizes of the text and items are not set to be 100%, it will influence the display of the interface of ALICE software. Therefore, please follow the instructions below to change the setting in your laptop/PC using Windows 7.

1. Click the **Start** button , choose **Control Panel**, and click **Appearance and Personalization**.
2. Click **Adjust screen resolution**, choose the option: “**Smaller - 100% (default)**” as shown in the figure below, and click **Apply**.
3. Log off of your Windows account and back.
4. Initiate ALICE software by clicking the icon .



Please visit the Microsoft website for changing settings in other versions of Windows:
<http://windows.microsoft.com/en-us/windows7/Make-the-text-on-your-screen-larger-or-smaller?comply>
